



# Joson-Care 2024

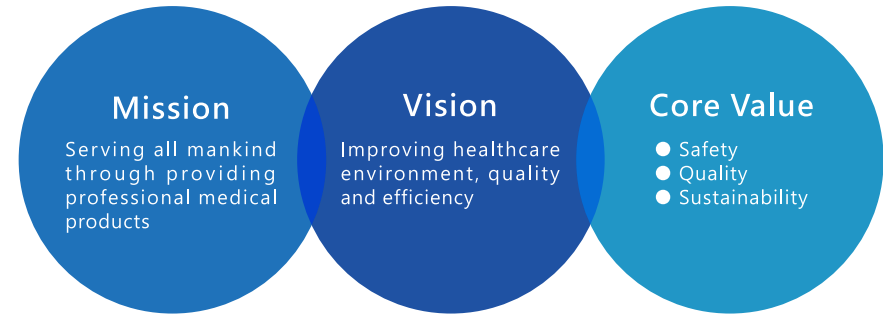


Safety Quality Sustainability






Business  
Concept

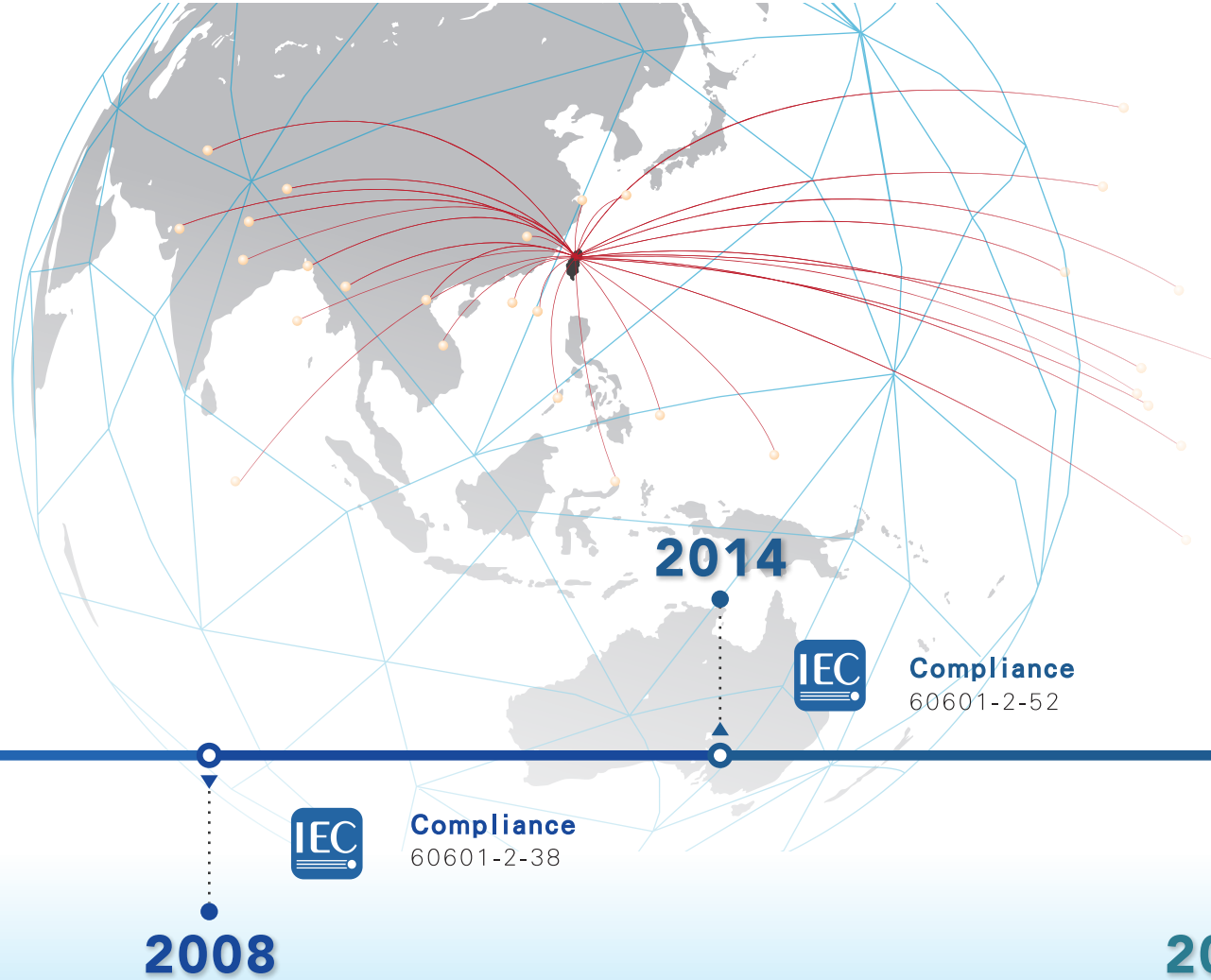


History




Established in 2000, Joson-Care Co., Ltd. is Taiwan's premier manufacturer of hospital beds and ward equipment. We uphold rigorous quality control standards to deliver exceptional accuracy, durability, and reliability, while maximizing the use of renewable resources.





So far, we have sold our products to more than 40 countries. Such as U.S.A, Japan, France, South Korea, India, Iran, Panama, Thailand, Turkey and U.A.E.

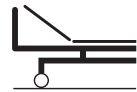
Joson-Care's manufacturing system is meticulously designed to adhere to ISO 13485 and Quality Management System (QMS) standards. This rigorous approach ensures that our processes consistently deliver high-quality products, precisely meeting and often exceeding customer expectations for safety, performance, and reliability.



# 09.96 series



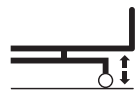
## ES-09DW



Head Elevation  
0~85°



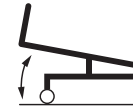
Knee Elevation  
0~22°



Bed Elevation



Auto-chair



Trend.  $\pm 12^\circ$



Rev. Trend.  $\pm 12^\circ$



Head Elevation  
indicator

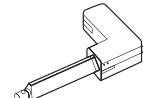


Safety Standard



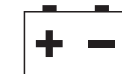
225KG

Work Load



4PCS

Actuator



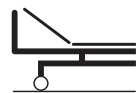
Backup Battery



IP66

Actuator/Control  
Box

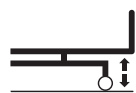
## ES-96HD



Head Elevation  
0~85°



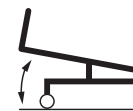
Knee Elevation  
0~32°



Bed Elevation



Auto-chair



Trend.  $\pm 12^\circ$



Rev. Trend.  $\pm 12^\circ$



Trend.  
Angle Indicator



Head  
Angle Indicator

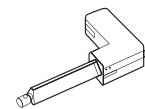


Safety Standard



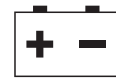
225KG

Work Load



4PCS

Actuator



Backup Battery



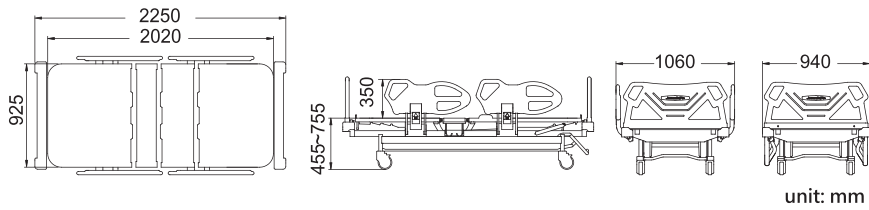

IP66

Actuator/Control  
Box

## ES-09DW

Electric Hospital Bed  
with Weight Scale

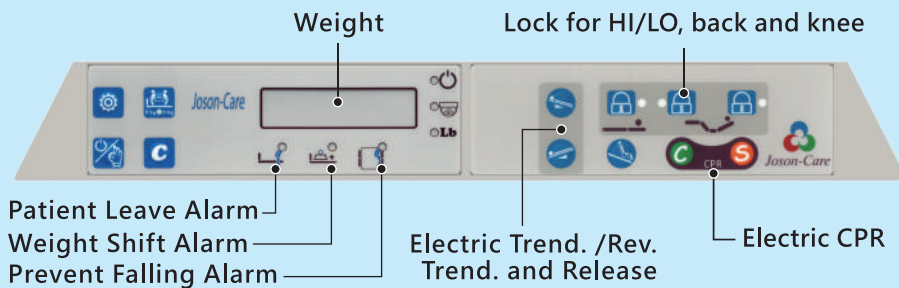
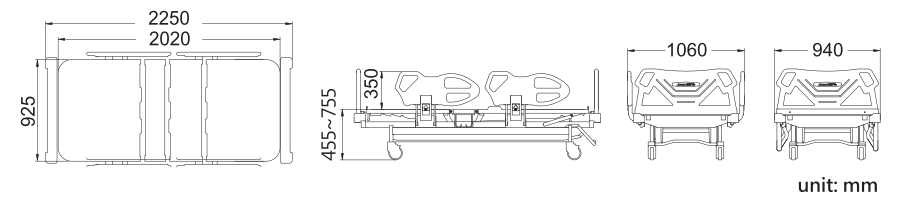

Standards: IEC 60601-1-2



## ES-96HD

Electric Hospital Bed

Standards: IEC 60601-1-2, IEC 60601-2-38



Attendant Control Panel (ACP)



Drop Down Siderail



Mattress Stopper



Specification	ES-09DW	ES-96HD
Overall bed length	L : 2250mm	L : 2250mm
Overall bed width	W : 940mm	W : 940mm
(Siderails down/up)	1060mm	1060mm
Overall mattress base length	L : 2020mm	L : 2020mm
Overall mattress base width	W : 925mm	W : 925mm
Overall bed height	H : 455~755mm	H : 455~755mm
Head Elevation	0~85°	0~85°
Knee Elevation	0~22°	0~32°
Trend. / Rev. Trend.	±12°	±12°
Work Load	225kg	225kg
Castor Diameter	5"	5"
Actuator	4	4
Volts & Frequency	AC 100-240V ; 50/60Hz	AC 100-240V ; 50/60Hz
Backup Battery	DC 24V 2.0Ah	DC 24V 2.0Ah
Actuator/Control Box	IP66	IP66
Safety Standard	IEC 60601-2-38	IEC 60601-2-38
Applicable mattress size (mm)	L1980×W890×H120	L1980×W890×H100

±20mm tolerance in all dimensions    ±30mm in siderail width    +5° -0° tolerance in angle degree

Features	ES-09DW	ES-96HD
X-Ray Cassette	<input checked="" type="checkbox"/>	
Outer/Inner Control Panel	<input checked="" type="checkbox"/>	<input checked="" type="checkbox"/>
Backrest, Trend./Rev. Trend. Angle Indicator	<input checked="" type="checkbox"/>	<input checked="" type="checkbox"/>
CPR Quick Release	<input checked="" type="checkbox"/>	<input type="checkbox"/>
Bumper	<input checked="" type="checkbox"/>	<input checked="" type="checkbox"/>
Attendant Control Panel	<input checked="" type="checkbox"/>	<input checked="" type="checkbox"/>
Electric CPR	<input checked="" type="checkbox"/>	<input checked="" type="checkbox"/>
Remote Controller	<input type="checkbox"/>	<input type="checkbox"/>
Weight Scale	<input checked="" type="checkbox"/>	
Lock-Out Function	<input checked="" type="checkbox"/>	<input checked="" type="checkbox"/>
Auto Regression	<input checked="" type="checkbox"/>	<input checked="" type="checkbox"/>
Lockable Castor		<input checked="" type="checkbox"/>
Dust-Proof Central Braking/Steering Module	<input checked="" type="checkbox"/>	<input type="checkbox"/>
Dust-Proof Lockable Caster		<input type="checkbox"/>
IV Pole Hole	<input checked="" type="checkbox"/>	<input checked="" type="checkbox"/>
Drainage Bag Hanger	<input checked="" type="checkbox"/>	<input checked="" type="checkbox"/>
Mattress Stopper	<input checked="" type="checkbox"/>	<input checked="" type="checkbox"/>

Standard     Option



### Joson-Care Enterprise Co., Ltd.

No.11, Aly. 77, Ln. 180, Hushan St., Guishan Dist., Taoyuan City 333024, Taiwan

☎ +886-3-329-0925

✉ overseas@joson-care.com.tw

🌐 www.joson-care.com

#### Taichung Office

1F., No. 280, Chengdu Rd., Xitun Dist.,  
Taichung City 407403, Taiwan

TEL : +886-4-2316-0743

#### Tainan Office

No. 732, Sec. 1, Zhongzheng Rd., Rende Dist.,  
Tainan City 717010, Taiwan

TEL : +886-6-266-2809



Document No.: JCQB-031  
Release Date: 2024.06.01  
Version: L